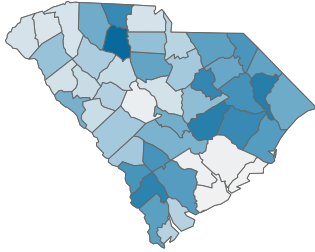


COVID-19 in South Carolina
As of 11:59 PM on 7/21/2021

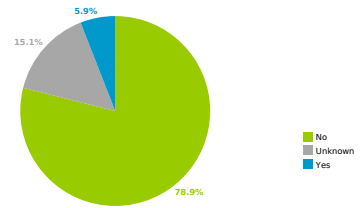
Percent of COVID-19 Cases Ever Hospitalized, by County



COVID-19 Hospitalizations

23,861

Hospitalization Status at time of Case Investigation

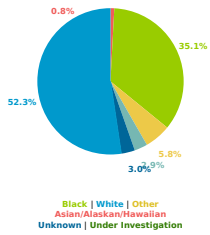


Percent of Cases Hospitalized

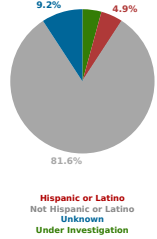


County Displayed: South Carolina | Dates Displayed: 3/4/2020 to 7/21/2021
Note: Data is suppressed for fewer than 5 cases

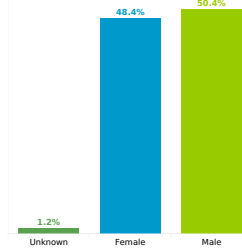
Hospitalizations by Race



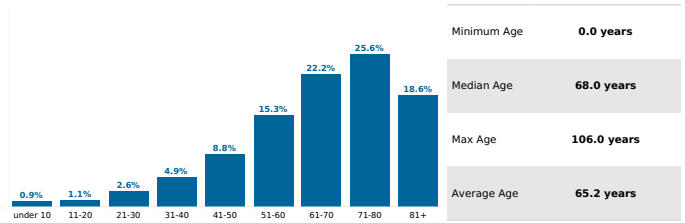
Hospitalizations by Ethnicity



Hospitalizations by Sex



Reported COVID-19 Cases, by Age Group & Age Related Information



Minimum Age 0.0 years

Median Age 68.0 years

Max Age 106.0 years

Average Age 65.2 years